

www.hsioirscongress.gr

HSIOIRS

40th
INTERNATIONAL
CONGRESS

of the Hellenic Society of
Intraocular Implant and
Refractive Surgery

12-14
March 2026

Megaron
Athens International
Conference
Centre

FINAL
PROGRAM

DOWNLOAD THE OFFICIAL CONGRESS APP

YOU CAN INSTALL THE CONGRESS APPLICATION ON YOUR MOBILE PHONE, FOLLOWING THE SIMPLE STEPS BELOW

- Scan the QR code below for Android or iOS
- Download from the Google Play Store or the Apple App Store the application Events App by EventsAir.
- The first time you run the application you will be asked to input the event code. Write the number **40**.
- In order to personalize the app, you will need to insert your e-mail address and your personal 4-digit password, as it has been sent to your e-mail. You will have been sent the 4-digit password, as long as the Congress Secretariat has your e-mail address.

USING THE APP, BESIDES HAVING IMMEDIATE ACCESS TO GENERAL AND USEFUL INFORMATION, YOU WILL ALSO BE ABLE TO

- See the final program of the congress and schedule your own agenda.
- Keep notes of the sessions you are attending and easily send these to your e-mail.
- Exchange your contact information with the rest of the participants of the congress
- Have the QR Code that gives you access to the congress directly saved in the app.



FOR ANDROID



FOR IOS



CONTENTS

- 04 Organization
- 05 Welcome message
- 06 Invited speakers
- 07 General information
- 08 Program at a glance
- 11 Scientific Program
- 20 Sponsored Lectures/Symposium
- 24 Case Reports
- 26 Free Papers
- 28 Video Presentations
- 30 Presented Posters
- 31 e-Posters
- 34 Acknowledgments

ORGANIZATION



HELLENIC SOCIETY OF INTRAOCULAR IMPLANT AND REFRACTIVE SURGERY

198 El. Venizelou str. & 1 Apollodorou str., 17563 Palaio Faliro

+30.6974479906

info@hsioirs.org

+30.2109822811

www.hsioirs.org

Board of Directors of the Hellenic Society of Intraocular Implant and Refractive Surgery



President
Dimitrios Mikropoulos



Board Member
Vassilios Diakonis



Vice President
Georgios Roussopoulos



Board Member
Georgios Kymionis



Secretary General
Elisavet Patsoura



Board Member
Athanasios Oikonomou



Treasurer
Apostolos Maniateas



Board Member
Michael Tsatsos



Board Member
Ioannis Tsinopoulos

WELCOME MESSAGE

Dear colleagues,

It is with great pleasure that we welcome you to the 40th International HSIORS Congress, which is being held at the Megaron Conference Center, from March 12 to 14. We aspire to meet again the high standards of organization and the high scientific level that has always characterized our Society's conferences, having made every effort to achieve our goal.

We have prepared a program that covers thematically our fields of interest, presenting the latest developments in anterior segment surgery and focusing, as always, on the education of our colleagues with basic and more advanced clinical courses. We give a platform to as many renowned ophthalmologists as possible to share their knowledge and experience, but also to younger colleagues who will give their own fresh perspective on the management of ophthalmological cases that we encounter in medical practice. The contribution of our distinguished guests from abroad who will participate in the three main Round Tables of the Congress with lectures including the latest developments in anterior segment surgery today will also be valuable.

We will honor, with great pleasure, two pioneers of ophthalmology and particularly corneal surgery in our country during the Opening Ceremony. The founding member and first President of the Hellenic Society of Intraocular Implant and Refractive Surgery, Michael Tragakis, and my own teacher in the field of corneal transplantation, Professor Nikolaos Georgiadis. The 2026 Fyodorov Award will be awarded to the internationally recognized ophthalmologist and new president of the International Society of Refractive Surgery (ISRS), Soosan Jacob, while the Ceremony program will conclude with a particularly interesting speech by Prof. Georgios Chrousos on the topic of "Western Life, Stress and Mental and Physical Health".

Some new elements of the program are the creation of the Presented Posters category, in addition to the established e-posters, and the definition of Case Reports as a separate category of the Free Papers. In addition, this year we are bringing back to the Congress program the Course for nurses, optometrists and technicians and we are looking forward to welcoming our valuable partners as speakers and attendees! As we should, we are also including a Professional Session on the topic of "Medical Promotion & Advertising. Law and Ethics", hoping to provide some answers to questions that concern us. Finally, at the end of the program on Saturday, we invite you to a Quiz of knowledge, skills, abilities or simply a game for everyone!

This year practical training during the Congress consists of the training sessions of cataract surgery on the Eyesi surgical simulator, a kind offer of Mr. K. Moschou and the Diathlasis Ophthalmology Day Hospital Unit.

Finally, I would like to thank the Companies that support the organization of the Conference and participate in the large parallel exhibition of ophthalmic surgical and diagnostic machines, tools and pharmaceutical products, admittedly one of the highlights of our Congress!

Thank you all for your participation!

Kind regards,

Dimitris Mikropoulos
HSIORS President



INVITED SPEAKERS



Joaquin Fernandez
Spain



Andrzej Grzybowski
Poland



Soosan Jacob
India



Cosimo Mazzotta
Italy



Mayank Nanavaty
United Kingdom



Vincenzo Sarnicola
Italy

Egyptian Ophthalmological Society (EOS)



Ahmed Ghoneim
Egypt



Nihal Adel Hassan
Egypt



Tamer El Raggal
Egypt



Marwa Metwally
Egypt

GENERAL INFORMATION

VENUE & DATES

The 40th International Congress of the HSIORS takes place at Megaron Athens International Conference Center, on 12/03/2026-14/03/2026.

Address: Vas. Sofias & Kokkali 115 21 Athens
T: +30 210 7282000 **W:** www.megaron.gr

CME-CPD ACCREDITATION

The participation of the congress will be provided with 21 ECMECs by the EACCME (European Accreditation Council for Continuing Medical Education).

CONGRESS LANGUAGES

The official languages of the Congress will be English and Greek.

EXHIBITION OF OPHTHALMIC INSTRUMENTS & TOOLS

During the Congress, there will be an exhibition and trade fair of pharmaceutical companies, surgery products and diagnostic equipment, in a special setting, where there will be direct access through the rooms that all the sessions take place.

SPEAKERS PREVIEW DESK

A Speaker Preview Desk will be operating throughout the Congress. Speakers and presenting authors are kindly requested to hand in their presentation (PowerPoint) at least one (1) hour before their scheduled presentation time to the Speakers Preview Desk; for presentations scheduled early in the morning, you are kindly requested to hand in your presentation the day before. All MS-PowerPoint versions will be available. The following equipment will also be available: laptop, and laser pointer. We would like to kindly draw your attention to the importance of complying with your session's schedule, in order to ensure the smooth running of the Scientific Program.

CERTIFICATE OF ATTENDANCE

A certificate of attendance will be sent to each registered participant, after the end of the Congress. We would be grateful if you could take a few minutes to answer an online survey that will be sent to you shortly after the end of the meeting.

SECRETARIAT AND HOSPITALITY DESK

The Congress Secretariat desk will be at the entrance of the Conference Hall and will operate throughout the Congress hours.

INTERNET ACCESS

Wireless internet connection is available in all Congress's areas.

AWARDS

During the 40th International Congress of the HSIORS, the following awards will be given.

- Best e-Poster Presentation Award
- Best Presented Poster Award
- Best Case Report Presentation Award
- Best Free Paper Presentation Award
- Best Video Presentation Award

E-POSTERS

At the e-posters area will be screens where each delegate will be able to see the e-poster that interests him with an easy search throughout the Conference.

SIMULATOR

For participation in Simulators, registration at the main congress is required. Registrations will be made at the Congress Secretariat of the Conference, upon availability.

REGISTRATION

CATEGORY	
Doctors, Non Members HSIORS	200 €
Doctors, Members HSIORS	180 €
Doctors (Members & non-Members HSIORS) through SFEE companies*	140 €
Residents / Trainees **	120 €
Opticians – Optometers **	90 €
Nurses **	30 €

Registration covers:

- Participation to the scientific program,
- Certificate of attendance with the CME-CPD credits,
- Access to the exhibition area.

Fees are applicable to 24% VAT upon issuance of the relevant invoice.

* Registration does not include food services. Conference catering services €60 (+24% VAT) and covers all 3 days of the Conference.

** The participants will need to present a certification of their profession (professional id, letter from the director of the clinic where they work).

SURGICAL SIMULATOR REGISTRATION

Doctors	50 €
Residents	25 €

• Fees are applicable to 24% VAT.

• A prerequisite for attending the SURGICAL SIMULATOR REGISTRATION is your registration at the Congress

PROFESSIONAL CONGRESS ORGANIZER



Congresses, Events, Incentives, Business Travel, Tourism

Address: 17 Asklipiou str, 10680 Athens, Greece

T: +30 210 3634944 | **E:** info@era.gr | **W:** www.era.gr

PROGRAM AT A GLANCE

THURSDAY, MARCH 12, 2026

 SKALKOTAS HALL

 MC 3

 MC 2

 MC 3.5

<p>14:00 – 15:00 FREE PAPERS- CASE REPORTS I</p>	<p>14:00 – 15:00 FREE PAPERS- CASE REPORTS II</p>	<p>14:00 – 15:00 FREE PAPERS- CASE REPORTS III</p>	<p>14:00 – 19:15 EYESI SIMULATOR TRAINING - CATARACT SURGERY</p>
<p>15:00 – 16:30 PROFESSIONAL SESSION Medical Promotion & Advertising. Law and Ethics</p>			
<p>16:30 – 17:00 BREAK</p>			
<p>17:00 – 17:50 INSTRUCTIONAL COURSE Myopia</p>	<p>17:00 – 17:50 INSTRUCTIONAL COURSE Modern biometry formulas and IOL power calculation in challenging cases</p>	<p>17:00 – 17:50 INSTRUCTIONAL COURSE Postoperative inflammation and endophthalmitis in anterior segment surgery</p>	
<p>18:00 – 18:50 INSTRUCTIONAL COURSE Refraction</p>	<p>18:00 – 18:50 INSTRUCTIONAL COURSE Intraoperative practices to manage small pupil, floppy iris syndrome and unstable zonule</p>	<p>18:00 – 18:50 INSTRUCTIONAL COURSE Keratitis</p>	

PROGRAM AT A GLANCE

FRIDAY, MARCH 13, 2026

 SKALKOTAS HALL

 MC 3

 MC 2

 MC 3.5

09:00 – 10:00 FREE PAPERS IV	09:00 – 10:00 FREE PAPERS V	09:00 – 10:00 FREE PAPERS VI	09:30 – 19:30 EYESI SIMULATOR TRAINING - CATARACT SURGERY
10:00 – 10:50 KERATOPLASTY MASTERCLASS BY VINCENZO SARNICOLA Video based teaching course	10:00 – 10:50 INSTRUCTIONAL COURSE- PRESBYOPIA 1 Introduction		
11:00 – 11:30 BREAK			
11:30 – 12:50 ROUND TABLE DISCUSSION Cataract round table I: Evolution in cataract surgery. New technologies and AI	12:00 – 12:50 INSTRUCTIONAL COURSE Tips and Pearls in Cornea Diagnosis and treatment	12:00 – 12:50 INSTRUCTIONAL COURSE Cataract surgery as a therapeutic approach for glaucoma patients	
13:00 – 14:00 OPENING CEREMONY FYODOROV AWARD CEREMONY			
14:00 – 15:00 BREAK			
15:00 – 15:30 SPONSORED LECTURE	15:00 – 15:50 INSTRUCTIONAL COURSE Corneal Topography/ Tomography. Everything I need to know	15:00 – 15:50 INSTRUCTIONAL COURSE When the anterior meets the posterior segment	
15:30 – 16:00 SPONSORED LECTURE			
16:00 – 17:20 VIDEO SYMPOSIUM	16:00 – 16:50 INSTRUCTIONAL COURSE PRESBYOPIA 2 Presbyopia: Cornea / sclera-based procedures		
17:30 – 18:00 SPONSORED LECTURE	17:00 – 17:50 INSTRUCTIONAL COURSE PRESBYOPIA 3 Lens based presbyopia correction techniques		
18:00 – 19:30 VIDEO PRESENTATIONS I	18:00 – 18:30 SPONSORED LECTURE		
	18:30 – 19:20 INSTRUCTIONAL COURSE Posterior capsule rupture (PCR). Dos & Don'ts	18:30 – 19:30 PRESENTED POSTERS	

PROGRAM AT A GLANCE

SATURDAY, MARCH 14, 2026

 SKALKOTAS HALL

 MC 3

 MC 2

 MC 3.5

09:00 – 09:50 INSTRUCTIONAL COURSE Dry Eye: Preoperative and postoperative treatment	09:00 – 11:00 REFRACTIVE SURGERY DIDACTIC COURSE Part 1: Introduction to refractive surgery Part 2: Going Deeper	09:00 – 10:00 VIDEO PRESENTATIONS II	09:30 – 19:30 EYESI SIMULATOR TRAINING - CATARACT SURGERY
10:00 – 10:50 INSTRUCTIONAL COURSE Corneal transplants		10:00 – 10:50 INSTRUCTIONAL COURSE Difficult cataract surgeries	
11:00 – 11:30 BREAK			
11:30 – 12:30 SPONSORED SYMPOSIUM			
12:30 – 14:00 ROUND TABLE DISCUSSION Cornea round table: Hot Topics	12:30 – 13:20 INSTRUCTIONAL COURSE Intraocular lens exchange techniques	13:00 – 13:50 INSTRUCTIONAL COURSE IOL insertion without capsular support	
14:00 – 15:00 BREAK			
15:00 – 16:00 SPONSORED SYMPOSIUM			
16:00 – 17:20 ROUND TABLE DISCUSSION Cataract round table II: Improving performance in cataract surgery	16:00 – 16:50 REFRACTIVE SURGERY DIDACTIC COURSE Part 3: Cases in Refractive surgery		
17:30 – 18:20 INSTRUCTIONAL COURSE Cataract surgery in patients with Cornea diseases. Tips and tricks	17:00 – 17:50 INSTRUCTIONAL COURSE Artificial Intelligence and Robotic Surgery	17:00 – 17:50 INSTRUCTIONAL COURSE Diagnosis and treatment of ocular surface tumors - Masquerade syndromes	
18:30 – 19:20 QUIZ – INTERACTIVE SESSION Quiz of knowledge, skills, abilities or just a game for everyone	18:00 – 19:20 INSTRUCTIONAL COURSE CXL. Indications, application and complications	18:00 – 19:30 COURSE FOR NURSES, OPTOMETRISTS AND TECHNICIANS	
19:30 – 20:00 CLOSING CEREMONY – FREE PAPERS, VIDEO PRESENTATION & E-POSTER AWARDS			

SCIENTIFIC PROGRAM

12

THURSDAY
MARCH 12, 2026

14

FRIDAY
MARCH 13, 2026

17

SATURDAY
MARCH 14, 2026

**DAY
1**

SCIENTIFIC PROGRAM

THURSDAY, MARCH 12, 2026

 SKALKOTAS HALL

14:00 – 15:00 **FREE PAPERS-CASE REPORTS I**
Chairpersons: A. Manaios, I. Margetis, E. Chatzispasou

15:00 – 16:30 **PROFESSIONAL SESSION**
Medical Promotion & Advertising. Law and Ethics
Moderators: A. Maniateas, D. Mikropoulos
Speakers: N. Nitsas, G. Papadedes, E. Papaevagelou, Hellenic Ophthalmological Society representative

16:30 – 17:00 **BREAK**

17:00 – 17:50 **INSTRUCTIONAL COURSE**
Myopia
Moderators: A. Kouri, A. Mataftsi
Speakers: S. Basiakos, N. Nitsas, M. Papadopoulou, A. Salonikiou

18:00 – 18:50 **INSTRUCTIONAL COURSE**
Refraction
Moderator: N. Kozeis
Speakers: S. Gatzonis, M. Zozolou, I. Mantagos, V. Follidi

 mc3

14:00 – 15:00 **FREE PAPERS-CASE REPORTS II**
Chairpersons: L. Papaioannou, G. Pavlopoulos, V. Peponis

16:30 – 17:00 **BREAK**

17:00 – 17:50 **INSTRUCTIONAL COURSE**
Modern biometry formulas and IOL power calculation in challenging cases
Moderator: I. Tsinopoulos
Speakers: K. Arabatzis, P. Garitsis, A. Dastiridou, Ir. Oustoglou

18:00 – 18:50 **INSTRUCTIONAL COURSE**
Intraoperative practices to manage small pupil, floppy iris syndrome and unstable zonule
Moderator: V. Tsigkos
Speakers: K. Gogkou, E. Zouzoulas, Ch. Theodorou, I. Papaefthymiou, D. Tsigkos

 mc2

14:00 – 15:00 **FREE PAPERS-CASE REPORTS III**
Chairpersons: M. Arvanitis, A. Karagianni, D. Tsoukanas

16:30 – 17:00 **BREAK**

SCIENTIFIC PROGRAM

THURSDAY, MARCH 12, 2026

DAY
1

 mc2

17:00 – 17:50

INSTRUCTIONAL COURSE

Postoperative inflammation and endophthalmitis in anterior segment surgery

Moderators: **V. Toumanidou, Ch. Kalogeropoulos**

Speakers: **K. Konstantopoulou, Th. Papadaki**

18:00 – 18:50

INSTRUCTIONAL COURSE

Keratitis

Moderator: **D. Miltsakakis**

Speakers: **A. Voudouri, G. Kontadakis, G. Pavlopoulos, Ch. Siganos**

 mc3.5

14:00 – 19:15

EYESI SIMULATOR TRAINING - CATARACT SURGERY

Training sessions support: **A. Moschou, F. Styllas, M. Chatzea**

** The Eyesi surgical simulator is a kind donation of Mr. K. Moschou and the Day Unit Clinic Diathlasis*

DAY
2

SCIENTIFIC PROGRAM

FRIDAY, MARCH 13, 2026

 SKALKOTAS HALL

09:00 – 10:00

FREE PAPERS IV

Chairpersons: **M. Glynatsis, D. Tsakpinis, S. Tsironi**

10:00 – 10:50

KERATOPLASTY MASTERCLASS BY VINCENZO SARNICOLA

Video based teaching course

11:00 – 11:30

BREAK

11:30 – 12:50

ROUND TABLE DISCUSSION

Cataract round table I: Evolution in cataract surgery. New technologies and AI

Moderators: **Sp. Georgaras, G. Roussopoulos**

- Artificial Intelligence in cataract and refractive surgery: 2026 Update, **A. Grzybowski**
- When does monofocal IOL behave like an EDOF?, **M. Nanavaty**
- Global Consensus on the Classification of Simultaneous Vision IOLs, **J. Fernandez**
- DDART (Democritus Digital Acuity Reading Test), **G. Labiris**
- Anterior segment imaging, **N.A. Hassan**

13:00 – 14:00

OPENING CEREMONY

Moderators: **E. Patsoura, G. Roussopoulos**

- Address by HSIORS President, **D. Mikropoulos**
- Honorary Award to Prof. **N. Georgiadis**
- Honorary Award to Dr. **M. Tragakis**
- Award of the HSIORS Scholarship “**Sp. Georgaras**” for 2026

Fyodorov Award Ceremony

- Presentation of Prof. Soosan Jacob, **G. Kymionis**
- Fyodorov Award 2026
- Fyodorov Lecture: “Innovator’s Eye: Seeing the World in a Dewdrop. My journey”, **S. Jacob**
- “Western Life, Stress and Mental and Physical Health”, **G. Chrousos**

14:00 – 15:00

BREAK

15:00 – 15:30

SPONSORED LECTURE (P. 20)

15.30 – 16:00

SPONSORED LECTURE (P. 20)

16:00 – 17:20

VIDEO SYMPOSIUM

Moderator: **K. Moschou**

- Correction of presbyopia with Allotex TransForm corneal allograft, **Sp. Georgaras** (*sponsored / p.20*)
- Quadruple Procedure: Penetrating Keratoplasty, Pars Plana Vitrectomy, Artificial Iris Implantation and Exchange of Dislocated IOL, **P.A.Papadopoulos**
- The intraocular lens odyssey, **E. Mavrikakis**
- Management of hypermature cataract with zonular dehiscence and posterior capsular rupture, **P. Zafeirakis**
- Cataract surgery is turning into nightmare, **Th. Giannopoulos**
- It is not over until it is over, **S. Asteriadis**
- Yag Laser capsulorexis complications, **A. Zafeiriadis**
- Management of traumatic cataract with zonular dehiscence, **K. Moschou**
- Bleeding during insertion of iris hooks, **M. Tsatsos**
- A new heart function test, **D. Mikropoulos**

SCIENTIFIC PROGRAM

FRIDAY, MARCH 13, 2026

DAY
2

 SKALKOTAS HALL

17:30 – 18:00 **SPONSORED LECTURE** (P. 20)

18:00 – 19:30  **VIDEO PRESENTATIONS I**
Chairpersons: S. Asteriadis, P. Papapanos, Ch. Pitsas

 mc3

09:00 – 10:00 **FREE PAPERS V**
Chairpersons: A. Liaska, I. Papaefthymiou, K. Samaras

10:00 – 10:50 **INSTRUCTIONAL COURSE- PRESBYOPIA 1**

Introduction

Moderator: V. Karabatakis

- Basic principles – prevalence- visual burden, M. Petrelli
- Non-surgical treatment overview, G. Toliou
- Drug treatment: types – action - indications – trials-contraindications, N. Dimitropoulou

11:00 – 11:30

BREAK

12:00 – 12:50 **INSTRUCTIONAL COURSE**

Tips and Pearls in Cornea Diagnosis and treatment

Moderator: M. Tsatsos

Speakers: I. Gardeli, N. Ziakas, K. Karabatsas, An. Charonis

15:00 – 15:50 **INSTRUCTIONAL COURSE**

Corneal Topography/Tomography. Everything I need to know

Speaker: D. Kyroudis

16:00 – 16:50 **INSTRUCTIONAL COURSE - PRESBYOPIA 2**

Presbyopia: Cornea/sclera-based procedures

Moderator: M. Balidis

- Inlays - sclera surgery, D. Bouzoukis
- Monovision – lasik +/- Q custo. Q ablation, A. Aristeidou
- Presbymax, G. Roussopoulos

17:00 – 17:50 **INSTRUCTIONAL COURSE - PRESBYOPIA 3**

Lens based presbyopia correction techniques

Moderator: P. Papadopoulos

- Monovision – monofocal - monofocal plus, Sp. Gorezis
- Multifocal & EDOF IOLs, E. Patsoura
- Accommodating IOLS & new designs, P. Papadopoulos
- Patient selection. Management of complications and dissatisfaction, Panel

18:00 – 18:30 **SPONSORED LECTURE** (P. 20)

18:30 – 19:20 **INSTRUCTIONAL COURSE**

Posterior capsule rupture (PCR). Dos & Don'ts

Moderator: P. Smachliou

Speakers: P. Zafeirakis, D. Karatzenis, G. Trichonas, K. Chalioulias

**DAY
2**

SCIENTIFIC PROGRAM

FRIDAY, MARCH 13, 2026

 **mc2**

09:00 – 10:00 **FREE PAPERS VI**
Chairpersons: G. Kontadakis, D. Peirounidis, D. Portaliou

11:00 – 11:30 **BREAK**

12:00 – 12:50 **INSTRUCTIONAL COURSE**
Cataract surgery as a therapeutic approach for glaucoma patients
Moderator: I. Chalkiadakis
Speakers: St. Georgoulas, E. Garagani, E. Karmiris, G. Kopsinis

14:00 – 15:00 **BREAK**

15:00 – 15:50 **INSTRUCTIONAL COURSE**
When the anterior meets the posterior segment
Moderator: E. Georgalas
Speakers: Z. Vanis, E. Gizis, G. Batsos, D. Spyropoulos, K. Tirlis

18:30 – 19:30 **PRESENTED POSTERS**
Chairpersons: I. Asproudis, Aik. Dimitriou, E. Tsesmetzoglou

 **mc3.5**

09:30 – 19:30 **EYESI SIMULATOR TRAINING - CATARACT SURGERY**
Training sessions support: A. Moschou, F. Styllas, M. Chatzea
** The Eyesi surgical simulator is a kind donation of Mr. K. Moschou and the Day Unit Clinic Diathlasis*

SCIENTIFIC PROGRAM

SATURDAY, MARCH 14, 2026

DAY
3

 SKALKOTAS HALL

09:00 – 09:50	INSTRUCTIONAL COURSE Dry Eye: Preoperative and postoperative treatment Moderator: Ch. Terzidou Speakers: G. Dalianis, E. Karmiris, N. Markomichelakis, K. Boboridis
10:00 – 10:50	INSTRUCTIONAL COURSE Corneal transplants Moderator: Ch. Siganos Speakers: P. Georgoudis, K. Droutsas, K. Karabatsas, K. Samaras
11:00 – 11:30	BREAK
11:30 – 12:30	SPONSORED SYMPOSIUM (<i>Information P. 21</i>)
12:30 – 14:00	ROUND TABLE DISCUSSION Cornea round table: Hot Topics Moderators: G. Kymionis, I. Pallikaris <ul style="list-style-type: none">• From Evidence to Practice: Corneal Cross-Linking Recommendations of the Second Global Consensus, C. Mazzotta• Biometry and IOL Calculation in Eyes with Corneal Ectasia, J. Fernandez• Cairns, S. Jacob• The evolution of corneal transplant since the first One done, V. Sarnicola• Complex keratoplasties, M. Nanavaty• Transepithelial PRK- Is it the final evolution in surface ablation?, T. El-Raggal• Living related allograft stem cell transplantation in OCP could be possible with biologics, M. Metwally
14:00 – 15:00	BREAK
15:00 – 16:00	SPONSORED SYMPOSIUM (<i>Information P. 21</i>)
16:00 – 17:20	ROUND TABLE DISCUSSION Cataract round table II: Improving performance in cataract surgery Moderators: D. Mikropoulos, E. Patsoura <ul style="list-style-type: none">• Secondary IOL fixation and Complex iris reconstruction, S. Jacob• Managing anterior and posterior capsule tears, M. Nanavaty• Clinical management of highly myopic cataract: Global expert consensus, A. Grzybowski• Biometry: How to Improve Accuracy. Interpreting Results and Measurements, J. Fernandez• Capsular Tear without panic, A. Ghoneim
17:30 – 18:20	INSTRUCTIONAL COURSE Cataract surgery in patients with Cornea diseases. Tips and tricks Speaker: G. Kymionis
18:30 – 19:20	QUIZ – INTERACTIVE SESSION Quiz of knowledge, skills, abilities or just a game for everyone Moderator: I. Tsinopoulos Presenters: Ir. Oustoglou, A. Tzamalís Participants: K. Arabatzis, P. Garitsis, K. Stamoulas
19:30 – 20:00	CLOSING CEREMONY – FREE PAPERS, VIDEO PRESENTATION & E-POSTER AWARDS HSIOIRS Gen. Assembly

09:00 – 11:00

REFRACTIVE SURGERY DIDACTIC COURSE

Part 1: Introduction to refractive surgery
Moderator: **V. Diakonis**

- Lasers in refractive surgery, **M. Grentzelos**
- Corneal topography & tomography, **D. Bouzoukis**
- Preoperative assessment and patient selection, **D. Siganos**
- Surface ablations & complications, **P. Smachliou**
- In situ ablations & complications, **A. Aristeidou**

Part 2: Going Deeper

Moderator: **V. Katsanevaki**

- Enhancements and reoperations, **V. Katsanevaki**
- Phakic IOLs, **K. Koufala**
- Refractive lens exchange, **L. Mavroudis**
- Cataract post refractive surgery, **V. Liarakos**

11:00 – 11:30

BREAK

12:30 – 13:20

INSTRUCTIONAL COURSE

Intraocular lens exchange techniques

Moderator: **Sp. Georgaras**

Speakers: **Sp. Gorezis, P. Papadopoulos, G. Trichonas, M. Tsatsos, I. Tservakis**

14:00 – 15:00

BREAK

16:00 – 16:50

REFRACTIVE SURGERY DIDACTIC COURSE

Part 3: Cases in Refractive surgery

Moderator: **Ath. Oikonomou**

- When not to perform surgery based on topographic findings, high ametropias, scars, corneal dystrophies, **V. Diakonis, Ath. Oikonomou**
- Reoperations: when, why & how, **K. Moschou, D. Siganos**
- Complications: PRK and LASIK, **Z. Zachariadis, L. Mavroudis**

17:00 – 17:50

INSTRUCTIONAL COURSE

Artificial Intelligence and Robotic Surgery

Moderator: **A. Maniateas**

Speakers: **St. Kandarakis, A. Papadopoulos, D. Tsigkos**

18:00 – 19:20

INSTRUCTIONAL COURSE

CXL. Indications, application and complications

Moderator: **V. Kozobolis**

Speakers: **V. Diakonis, V. Liarakos, M. Balidis, Ath. Oikonomou, An. Charonis**

09:00 – 10:00



VIDEO PRESENTATIONS II

Chairpersons: T. Xirou, M. Papageorgiou, V. Tzimis

10:00 – 10:50

INSTRUCTIONAL COURSE

Difficult cataract surgeries

Moderator: Ch. Kalogeropoulos

Speakers: M. Zozolou, An. Karagianni, A. Katsanos, G. Panos

11:00 – 11:30

BREAK

13:00 – 13:50

INSTRUCTIONAL COURSE

IOL insertion without capsular support

Moderator: P. Petrou

Speakers: Th. Giannopoulos, E. Gotzaridis, P. Zafeirakis, I. Poulas

14:00 – 15:00

BREAK

17:00 – 17:50

INSTRUCTIONAL COURSE

Diagnosis and treatment of ocular surface tumors - Masquerade syndromes

Moderator: E. Detorakis

Speakers: K. Boboridis, Th. Papadaki, A. Tzamalís

18:00 – 19:30

COURSE FOR NURSES, OPTOMETRISTS AND TECHNICIANS

Moderators: Aik. Kordali, G. Toliou

- Theatre preparation for cataract surgery, **Ir. Kalamara**
- Theatre preparation for refractive corneal laser surgery, **Aik. Kordali**
- Preoperative assessment for cataract and refractive surgeries, **Z. Psarra**
- Monovision-dominance & contrast sensitivity, **D. Spourdalakis**
- Excimer laser parameters (knowing your laser), **G. Toliou**
- Common eye diseases made simple, **E. Gogos**

09:30 – 19:30

EYESI SIMULATOR TRAINING - CATARACT SURGERY

Training sessions support: A. Moschou, F. Styllas, M. Chatzea

** The Eyesi surgical simulator is a kind donation of Mr. K. Moschou and the Day Unit Clinic Diathlasis*

SPONSORED LECTURES



FRIDAY, MARCH 13, 2026

 SKALKOTAS HALL

15:00 – 15:30

SPONSORED LECTURE

enVista Aspire – Enhancing Everyday Vision

Speakers: **N. Ziakas, P. A. Papadopoulos**



15:30 – 16:00

SPONSORED LECTURE

Uncovering patient needs with TECNIS presbyopia-correcting intraocular lenses

Speaker: **Jose Manuel Diez del Corral**

Introduction of the speaker: **P. Smachliou**



16:00 – 16:10

SPONSORED LECTURE

Correction of presbyopia with Allotex TransForm corneal allograft

Speaker: **Sp. Georgaras**



17.30 – 18.00

SPONSORED LECTURE

**Preparing the Eye for Cataract Surgery:
How the Ocular Surface Makes the Difference**

Speaker: **G. Roussopoulos**



 mc3

18.00 – 18.30

SPONSORED LECTURE

Miyosmart: the only lens for myopia management supported by eight years of clinical research

Moderator: **N. Nitsas**

Speaker: **S. Gatzonis**



SPONSORED SYMPOSIUM



SATURDAY, MARCH 14, 2026

 SKALKOTAS HALL

11:30 – 12:30

SPONSORED SYMPOSIUM

The New Era in Cataract Surgery: From Innovation to Clinical Practice

Moderator: G. Lambiris

Speakers: G. Lambiris, V. Liarakos, A. Maniateas,
L. Mavroudis

Alcon
SEE BRILLIANTLY

15:00 – 16:00

SPONSORED SYMPOSIUM

Let's Open Our Eyes: Clinical Excellence & Sustainable Practice

Moderator: G. Kymionis

Speakers: G. Kymionis, K. Boboridis, E. Patsoura

 **Théa**
let's open our eyes



HSIOIRS

24

**FREE PAPERS-
CASE REPORTS**

26

FREE PAPERS

28

**VIDEO
PRESENTATIONS**


30

**PRESENTED
POSTERS**

31

E-POSTERS

FREE PAPERS - CASE REPORTS



THURSDAY, MARCH 12, 2026

 SKALKOTAS HALL

14:00 – 15:00

FREE PAPERS - CASE REPORTS I

Chairpersons: A. Manaios, I. Margetis, E. Chatzispasou

 CR01.

NO IMPROVEMENT OF VISION FOLLOWING CATARACT SURGERY HIDES SOMETHING MORE SINISTER

Georgios Karastatiras^{1,2}, Christos Moraitis², Vasuki Sivagnanavel²

1 Naval Hospital of Athens, Greece
2 Kingston Hospital NHS Foundation Trust

 CR02.

FIBRIN MEMBRANE FORMATION FOLLOWING ENOVA ADVANCED EDOF INTRAOCULAR LENS IMPLANTATION: CONSERVATIVE MANAGEMENT WITH INTENSIVE TOPICAL CORTICOSTEROID THERAPY

Dr Abdulfettah Suveys¹, Dr Fatma Sumer¹

1 Recep Tayyip Erdoğan University, Rize, Türkiye

 CR03.

FIBRIN MEMBRANE FORMATION FOLLOWING ACRYSOF IQ PANOPTIX TRIFOCAL INTRAOCULAR LENS IMPLANTATION: SUCCESSFUL MANAGEMENT WITH TOPICAL CORTICOSTEROIDS

MD Ali Suha Uyanik¹, MD Fatma Sumer¹

1 Rize Recep Tayyip Erdoğan University Training and Research Hospital, Rize, Turkey

 CR04.

ND:YAG LASER MEMBRANOTOMY FOR FIBRIN PUPILLARY-BLOCK GLAUCOMA FOLLOWING UNEVENTFUL PHACOEMULSIFICATION: WHEN MINUTES MATTER

Nurullah Coskuner¹, Yaren Guven¹, MD Fatma Sumer¹

1 Recep Tayyip Erdoğan University, Rize, Türkiye

 CR05.

ACUTE MYOPIC SHIFT IN A PATIENT WITH SYSTEMIC LUPUS ERYTHEMATOSUS CRISIS

Mrs Frida Zora^{1,2}, Miss Nikoleta Mouskoidou¹, Mr Stavros Dimitriadis¹, Miss Eleni Ioanna Katsigianni¹, Mr Kosmas Pavlakis¹, Mrs Maria Staktopoulos¹

1 Saint Panteleimon, Prefecture General Hospital Of Piraeus, Nikaia, Greece, 2 Naval Hospital, Athens, Greece

 CR06.

MANAGEMENT OF PERFORATING OCULAR TRAUMA

Ktistakis N., Tsoutsoura S., Kalaitzakis P., Mavrikakis E.

Ophthalmology Department, Vitreoretinal Service, G. Gennimatas Athens General Hospital

 MC3

14:00 – 15:00

FREE PAPERS - CASE REPORTS II

Chairpersons: L. Papaioannou, G. Pavlopoulos, V. Peponis

 CR07.

VISION-THREATENING COINFECTION OF AKANTHAMOEBA AND PESUDOMONAS IN A 27-YEAR-OLD PATIENT

Mr Vasileios Panagoulis¹, Mr Nikolaos Ktistakis¹, MD Ioanna Gardeli¹

1 Cornea and Transplant Department, State Ophthalmology Clinic, GNA "G. Gennimatas" Hospital, Athens, Greece

 CR08.

ASPERGILLUS FLAVUS KERATITIS AFTER PENETRATING KERATOPLASTY

Zoi Karagiannidou¹, Pantelis Ioannidis, Efstratia Amaxilati, Kostas Boboridis, Dimitrios Mikropoulos

1 1st Ophthalmology Clinic, AHEPA University Hospital of Thessaloniki, Thessaloniki

 CR09.

TO PRESENT AN UNUSUAL CASE OF A YOUNG PATIENT WITH CORNEAL PERFORATION

Md, Msc Foteinos Styllas¹, Mr Panteleimon Ioannidis¹, Mrs Zoi Karagiannidou¹, Mrs Efstratia Amaxilati¹, Assistant Professor Dimitrios Mikropoulos¹

1 1st Ophthalmology Clinic, AHEPA University Hospital of Thessaloniki, Thessaloniki


 CR10.

IMPROVEMENT OF VISUAL ACUITY FOLLOWING USE OF RIPASUDIL 0,4% IN 2 CASES WITH CORNEAL ENDOTHELIAL INSUFFICIENCY. CASE REPORTS

MD, Phd, FEBO Dimitrios Miltsakakis¹

1'OMMA, Athens, Greece

FREE PAPERS - CASE REPORTS



THURSDAY, MARCH 12, 2026

 MC3

 CR11.	REFRACTIVE CHANGES IN A 13 YEAR OLD CHILD AFTER BLUNT TRAUMA <u>Argyro Plaka</u> ¹ , Dimitrios Zoidakis, Konstantinos Voggas, Georgios Makrigiannis 1 General Hospital of Chania, Chania, Crete, Greece
 CR12.	SEVERE OCULAR SURFACE TOXICITY FOLLOWING PROLONGED POVIDONE-IODINE EXPOSURE DURING COMPLICATED CATARACT SURGERY <u>Md Bunyamin Can</u> ¹ , MD Fatma Sumer ¹ 1 Recep Tayyip Erdoğan University, Turkey
 CR13.	OCT TOPOGRAPHY IN CASE OF ADVANCED KERATOCONUS <u>G. Karastatiras</u> ^{1,2} , W. Muen ¹ , A. Shaikh ¹ , K. Koulotsiou ² 1 Kingston Hospital NHS Foundation Trust, 2 Athens Naval Hospital, Greece


 MC2

14:00 – 15:00

FREE PAPERS - CASE REPORTS III

Chairpersons: M. Arvanitis, A. Karagianni, D. Tsoukanas

 CR14.	NSAID-INDUCED CORNEAL MELTING FOLLOWING UNCOMPLICATED CATARACT SURGERY IN A DIABETIC PATIENT: A CASE REPORT <u>Md Bunyamin Can</u> ¹ , MD Fatma Sumer ¹ 1 Recep Tayyip Erdoğan University, Turkey
 CR15.	ENDOCRINE MUCIN-PRODUCING SWEAT GLAND CARCINOMA OF THE EYELID WITH PROGRESSION TO INVASIVE MUCINOUS ADENOCARCINOMA: A RARE ENTITY WITH BREAST CARCINOMA ANALOGY <u>Yaren Guven</u> ¹ , MD Fatma Sumer ¹ , MD Cigdem Ozturk ¹ 1 Recep Tayyip Erdogan University, Rize, Turkey
 CR16.	PRIMARY MUCINOUS CARCINOMA OF THE EYELID MIMICKING RECURRENT CHALAZION: A DIAGNOSTIC CHALLENGE <u>Yaren Guven</u> ¹ , MD Fatma Sumer ¹ , MD Cigdem Ozturk ¹ 1 Recep Tayyip Erdogan University, RIZE, Turkey
 CR17.	INTERFACE HAZE FOLLOWING SMALL INCISION LENTICULE EXTRACTION (SMILE) IN A YOUNG MYOPIC PATIENT: COMPLETE RESOLUTION WITH TOPICAL CORTICOSTEROID THERAPY <u>Fatma Sumer</u> ¹ 1 Recep Tayyip Erdogan University, Merkez, Turkey
 CR18.	LATE-ONSET CORNEAL HAZE FOLLOWING LASIK IN A YOUNG MYOPIC PATIENT: COMPLETE RESOLUTION WITH INTENSIVE TOPICAL CORTICOSTEROID THERAPY <u>Dr. İlkey Salman</u> ¹ , <u>Dr. Fatma Sümer</u> ¹ 1 Recep Tayyip Erdoğan University Training and Research Hospital, Department of Ophthalmology, Rize, Turkey
 CR19.	LATE-ONSET EPITHELIAL INGROWTH AFTER UNEVENTFUL LASIK: SURGICAL MANAGEMENT AND OUTCOME <u>Dr. Fatih Yenihayat</u> ¹ 1 Dunyagoz Hospital, Kocaeli, Turkey, 2 Kocaeli Health and Technology University, Kocaeli, Turkey
 CR20.	UNEXPECTED FLAP LOSS, FAVORABLE OUTCOMES: SUCCESSFUL VISUAL REHABILITATION AFTER LASIK FLAP REMOVAL <u>Lida Lalou</u> , Nina Dimitropoulou, Konstantina Togka, Vasilios Tsagkogiannis, Dionysios Vakalopoulos, Marina Chatzea, Marios Katsimpras, Georgios Kymionis Athens University Eye Clinic, Georgios Gennimatas



FRIDAY, MARCH 13, 2026

SKALKOTAS HALL

09:00 – 10:00

FREE PAPERS IV

Chairpersons: M. Glynatsis, D. Tsakpinis, S. Tsironi

FP01.

COMPLICATION RATES IN CATARACT SURGERY AS A RESIDENT DOCTOR

Dr. Nikolaos Dimitriadis¹

¹ General Hospital Of Sparta, Greece

FP02.

PREDICTORS OF EARLY REFRACTIVE ACCURACY AND LONG-TERM OUTCOMES IN PEDIATRIC CATARACT SURGERY WITH IOL IMPLANTATION: A 10-YEAR RETROSPECTIVE STUDY

Eleftheria Mavridou¹, Andreas Roussos¹, Anna Mourgela¹, Margarita Papadopoulou¹, Agathi Kouri¹

¹ Children's Hospital «P. & A. Kyriakou», Athens, Greece

FP03.

EFFECT OF PREOPERATIVE TOPICAL 0.1% NEPAFENAC IN PATIENTS UNDERGOING PHACOEMULSIFICATION WITH PSEUDOEXFOLIATION SYNDROME OR MATURE CATARACT

MD Caglar Bektas¹, MD Furkan Alyörük¹, MD Buket Güngör², MD Burak Turgut¹

¹ Canakkale Onsekiz Mart University, Faculty of Medicine, Department of Ophthalmology, Canakkale, Turkey

² Canakkale Onsekiz Mart University, Faculty of Medicine, Department of Pharmacology, Canakkale, Turkey

FP04.

OCULAR BIOMETRIC MEASUREMENTS IN CATARACT SURGERY CANDIDATES IN GREECE

Dr. Nikolaos Kappos¹, Minas Kafataris¹

¹ Naval Hospital of Athens, Athens, Greece

FP05.

ANTERIOR CHAMBER DYNAMICS AFTER PHACOEMULSIFICATION: THE IMPACT OF PSEUDOEXFOLIATION

Constantine Angelidis, Marios Katsimpras¹, Anastasia Tsiogka, Petros Petrou, Stylianos Kandarakis, Lida Lalou, Dimitrios Spyropoulos, George Kymionis, Ilias Georgalas

Athens University Eye Clinic, General Hospital of Athens-Georgios Gennimatas

FP06.

DIAGNOSTIC PERFORMANCE OF CHATGPT IN CORNEAL DISEASE RECOGNITION FROM SLIT-LAMP PHOTOGRAPHS

Dr Diya Baker¹, Mr Nick Kopsachilis, Ms Lana Fu

¹ NHS, United Kingdom

FP07.

BEYOND A1-BLOCKERS: DEMOGRAPHIC AND PHARMACOLOGIC PROFILES IN PATIENTS WITH INTRAOPERATIVE FLOPPY IRIS SYNDROME (IFIS)

Tsatsos M., Tzakri D., Brapaki D., Tsiligiri A., Ziakas

²nd University Department of Ophthalmology, Aristotle University of Thessaloniki (AUTH)

mc3

09:00 – 10:00

FREE PAPERS V

Chairpersons: A. Liaska, I. Papaefthymiou, K. Samaras

FP08.

RETINAL AND CHOROIDAL ALTERATIONS IN KERATOCONUS: AN OPTICAL COHERENCE TOMOGRAPHY STUDY

Dr. Ilkay Salman¹, Dr. Fatma Sumer¹


¹ Recep Tayyip Erdogan University Training and Research Hospital, Department of Ophthalmology, Rize, Turkey

FP09.

A SERIES OF CASES OF OCULAR SURFACE SQUAMOUS NEOPLASIA (OSSN) MANAGED WITH TOPICAL MITOMYCIN C

Panteleimon Ioannidis¹, Aikaterini-Maria Artzouchaltzi¹, Georgios Tsiropoulos¹, Efstratia Amaxilati¹, Dimitrios Mikropoulos¹, Konstantinos Boboridis¹

¹1st Department of Ophthalmology, AHEPA University Hospital, Thessaloniki, Greece



FRIDAY, MARCH 13, 2026

MC3

FP10.	<p>TOPICAL LOSARTAN FOR THE MANAGEMENT OF CORNEAL HAZE: REPORT OF THE FIRST CLINICAL CASES Tsagkogiannis Vasileios¹, Vakalopoulos Dionysios¹, Dimitropoulou Nina¹, Katsimpras Marios¹, Togka Konstantina¹, Lalou Leda¹, Chatzea Marina¹, Kymionis Georgios¹ 1 1st Department of Ophthalmology, National and Kapodistrian University of Athens, "G. Gennimatas" General Hospital, Athens, Greece</p>
FP11.	<p>LONG-TERM GRAFT SURVIVAL AND VISUAL OUTCOMES FOLLOWING MICROTHIN DESCEMET STRIPPING AUTOMATED ENDOTHELIAL KERATOPLASTY (MT-DSA EK): UP TO 15 YEARS FOLLOW-UP MD, PhD Michael Grentzelos^{1,2}, Yunfei Yang¹, Fengyi Liu¹, Madhavan Rajan¹ 1 Department of Ophthalmology, Cambridge University Hospitals NHS Foundation Trust, Cambridge, United Kingdom 2 Moorfields Eye Hospital, London, United Kingdom</p>
FP12.	<p>TOMOGRAPHIC SCREENING OF DONOR CORNEAS FOR OPTIMIZED KERATOPLASTY OUTCOMES Marina Chatzea, Konstantina Togka, Nina Dimitropoulou, Leda Lalou, Vasilis Tsagkogiannis, Dionysis Vakalopoulos, George Kymionis Athens Eye Bank, 1st Department of Ophthalmology, National and Kapodistrian University of Athens</p>
FP13.	<p>THE AQUEOUS HUMOR - GAS INTERFACE: A NOVEL APPROACH TO UNDERSTAND THE MECHANISM UNDERLYING IOL CALCIFICATION IN POST-ENDOTHELIAL KERATOPLASTY Mr. Panos Gartaganis¹, Dr. Panagiota Natsi², Professor Sotirios Gartaganis³, Professor Petros Koutsoukos² 1 Western Eye Hospital, Imperial College Healthcare NHS Trust, London, United Kingdom 2 Department of Chemical Engineering, Laboratory of Inorganic and Analytical Chemistry, University of Patras, and FORTH-ICEHT, Patras, Greece 3 Department of Ophthalmology, School of Medicine, University of Patras, Patras, Greece</p>


MC2

09:00 – 10:00

FREE PAPERS VI

Chairpersons: G. Kontadakis, D. Peirounidis, D. Portaliou

FP14.	<p>ENHANCED PREDICTABILITY AND AXIS PRECISION OF KLEX, A RETROSPECTIVE ANALYSIS OF MYOPIC ASTIGMATISM CORRECTION Mr Ilter Iritas¹, Dr Ziya Burke² 1 Başkent University Istanbul Hospital, school of medicine, İstanbul, Turkey, 2 Medipol University, Turkey</p>
FP15.	<p>A STEP-BY-STEP GUIDE TO INTERPRETING CORNEAL TOMOGRAPHY Maria Pantelidou¹, Elias Pantelidis², Constantinos Karabatsas³ 1 Ophthalmology, Colchester NHS Trust, Colchester, UK, 2 Ophthalmology, Ramsay Health Care, Torbay, UK 3 Biomedical Sciences, University of West Attica, Athens, Greece</p>
FP16.	<p>CLINICAL OUTCOMES OF LIGHT ADJUSTABLE LENSES (LAL) IN PATIENTS WITH HIGH POSTOPERATIVE VISUAL DEMANDS AND IN PATIENTS AFTER REFRACTIVE SURGERY Dr Aikaterini Roussou¹, Dr Vasilios Diakonis², Dr Georgios Bontzos, Prof. Georgios Kymionis, Dr Robert J. Weinstock³ 1 East Kent Hospitals University NHS Foundation Trust, United Kingdom, 2 2nd Department of Ophthalmology Metropolitan Hospital, Athens, Greece 3 Eye Institute of West Florida, United States</p>
FP17.	<p>VALIDATION OF THE DDI VAT DIGITAL CHART IN THE BULGARIAN POPULATION Christos Giazitzis¹, Vasil Marinov², Yumyut Idriz², Kalina Belcheva², Christina Mitsi¹, Minas Bakirtzis¹, Aise Adem¹, Eirini-Kanella Panagiotopoulou¹, Panagiota Ntonti¹, Georgios Labiris¹ 1 Department of Ophthalmology, University Hospital of Alexandroupolis, Alexandroupolis, Greece 2 Department of Ophthalmology, Faculty of Medicine, Medical University of Plovdiv, Plovdiv, Bulgaria</p>
FP18.	<p>THREE-YEAR FOLLOW-UP OF PRESCHOOL CHILDREN'S VISUAL ACUITY SCREENING IN THE MUNICIPALITY OF ALEXANDROUPOLIS Christos Giazitzis¹, Minas Bakirtzis¹, Christina Mitsi¹, Konstantinos Ipsilantis¹, Eirini-Kanella Panagiotopoulou¹, Christos Panagis¹, Aristeidis Konstantinidis¹, Panagiota Ntonti¹, Tryfon Rotsos¹, Georgios Labiris¹ 1 Department of Ophthalmology, University Hospital Of Alexandroupolis, Alexandroupolis, Greece</p>



FRIDAY, MARCH 13, 2026

SKALKOTAS HALL

18:00 – 19:30




VIDEO PRESENTATIONS I

Chairpersons: S. Asteriadis, P. Papapanos, Ch. Pitsas

V01.	<p>OPEN SKY DRY PHACOEMULSIFICATION DURING TRIPLE PROCEDURE ONE YEAR AFTER THERAPEUTIC PENETRATING KERATOPLASTY FOR FUNGAL KERATITIS Konstantinos I. Rallis</p>
V02.	<p>ICE ICE (syndrome) BABY Trivli A., Maragos St., Karpathaki M. Ophthalmology Dpt, Agios Nikolaos General Hospital, Crete</p>
V03.	<p>CORNEOSCLERAL GRAFT IN MOOREN'S ULCER INDUCED BY ALKALI CHEMICAL BURN Vakalopoulos D.¹, Tsagkogiannis V.¹, Katsimpras M.¹, Lalou L.¹, Togka K.¹, Chatzea M.¹, Dimitropoulou N.¹, Kymionis G.¹ 1National and Kapodistrian University of Athens, 1st Department of Ophthalmology "G. Gennimatas Hospital"</p>
V04.	<p>ALLOGENEIC ANTERIOR LENS CAPSULE TRANSPLANTATION (ALCT) FOR THE MANAGEMENT OF HSV NEUROTROPHIC KERATITIS Vakalopoulos D.¹, Tsagkogiannis V.¹, Lalou L.¹, Togka K.¹, Katsimpras M.¹, Chatzea M.¹, Dimitropoulou N.¹, Petrou P.¹, Kymionis G.¹ 1 1st Ophthalmology Department, General Hospital of Athens "Georgios Gennimatas", Athens, Greece</p>
V05.	<p>PENETRATING KERATOPLASTY FOR CORNEAL PERFORATION IN AN EYE WITH PREVIOUS RADIAL KERATOTOMY Karagiannidou Z.¹, Orfanidou M., Ioannidis P., Amaxilati E., Mikropoulos D. 1 AHEPA University Hospital</p>
V06.	<p>MAINTAINING CLARITY WITH NOVEL COMBINED ENDOART-PK: A CHALLENGING CASE OF RETINAL DETACHMENT REPAIR IN AN ONLY EYE WITH SIX PREVIOUS CORNEAL GRAFTS Kanellopoulou K¹, Luo Y¹, Fu L¹ 1 East Kent Hospitals University NHS Foundation Trus</p>
V07.	<p>SURGICAL MANAGEMENT OF ASPERGILLUS FUNGAL KERATITIS WITH THERAPEUTIC PENETRATING KERATOPLASTY I. Gardeli Cornea and Transplant Department, State Ophthalmology Clinic, GNA "G. Gennimatas" Hospital</p>
V08.	<p>STAGED SURGICAL RESTORATION OF A POST-TRAUMATIC EYE: ACHIEVING VISUAL AND COSMETIC RESTORATION DECADES AFTER INJURY Dimitropoulou AN., Lalou L., Togka K., Tsagkogiannis V., Vakalopoulos D., Chatzea M., Katsimpras M., Petrou P., Kymionis G. Athens University Eye Clinic, Georgios Gennimatas</p>
V09.	<p>COMBINED CATARACT SURGERY WITH 360 DEGREES GONIOSCOPY ASSISTED TRANSLUMINAL TRABECULOTOMY FOR THE TREATMENT OF UNCONTROLLED PSEUDOEXFOLIATIVE GLAUCOMA T. Siempis^{1,2}, A. Papaioannou¹ 1 St Luke's Hospital, Thessaloniki, 2 Ophthalmica Institute, Thessaloniki</p>
V10.	<p>PHACOEMULSIFICATION IN ADVANCED TRAUMATIC CATARACT WITH IRIDODIALYSIS Terzidou C., Koulocheris S., Giakoumogiannaki E. Ophthalmology Dpt., Konstantopouleio-Patission Gen. Hptl., Athens, Greece</p>

VIDEO PRESENTATIONS



SATURDAY, MARCH 14, 2026

 MC2

09:00 – 10:00



VIDEO PRESENTATIONS II

Chairpersons: T. Xirou, M. Papageorgiou, V. Tzimis

V11.

USE OF PROLENE SUTURES IN THE MANAGEMENT OF APHAKIA AND INTRAOCULAR LENS DISLOCATION

Sourla M., Tsouri O., Patoulis P., Daskalou A., Tsouris D.
General Hospital of Larissa

V12.

HOW TO APPROACH WHITE CATARACTS AS A RESIDENT DOCTOR

Dr. Nikolaos Dimitriadis
Resident General Hospital of Sparta, Greece

V13.

MANAGEMENT OF SUBLUXATED CRYSTALLINE LENS WITHOUT VITRECTOMY

Nikolaos Mamas, Robbie Walker
Moorfields Eye Hospital, London, United Kingdom

V14.

COMBINED ANTERIOR AND POSTERIOR APPROACHES FOR THE SURGICAL MANAGEMENT OF A TRAUMATIC WHITE CATARACT IN THE BETTER-SEEING EYE OF A PATIENT

Nikolaos Mamas, James Bainbridge
Moorfields Eye Hospital, London, United Kingdom

V15.

MANAGEMENT OF POSTERIOR CAPSULE RUPTURE DURING POSTERIOR POLAR CATARACT SURGERY


Konstantina A. Togka¹, Lida-Panagiota Lalou¹, Vasileios Tsagkogiannis¹, Dionysios Vakalopoulos¹, Marina Chatzea¹, Anna-Nina Dimitropoulou¹, Marios Katsimpras¹, George D. Kymionis¹
First University Department of Ophthalmology, National and Kapodistrian University of Athens, «G. Gennimatas» Hospital, Athens, Greece

V16.

MANUAL CAPSULORRHESIS IN WHITE CATARACTS

A. Liaska

PRESENTED POSTERS



FRIDAY, MARCH 13, 2026

MC2

18:30 – 19:30

PRESENTED POSTERS

Chairpersons: I. Asproudis, Aik. Dimitriou, E. Tsesmetzoglou

PP01.

CONGENITAL CATARACT ASSOCIATED WITH DYSMORPHIC SYNDROMES – A SYSTEMATIC REVIEW

Eleni Protogerou¹, MD, MSc, PhD, MRCP(UK), CCST(UK) Ευαγγελία Χαρμανδάρη², Athanasios Michos³, MD, PhD Efthymia Tsina⁴

1 Department of Ophthalmology, Children's Hospital "Agia Sophia", Athens, Greece

2 Professor of Pediatrics – Pediatric and Adolescent Endocrinology, School of Medicine, National and Kapodistrian University of Athens, First Department of Pediatrics, Children's Hospital "Agia Sophia", Athens, Greece

3 First Department of Pediatrics, School of Medicine, National and Kapodistrian University of Athens, Athens, Greece

4 Department of Ophthalmology, Athens Pediatric Center, Athens Medical Group, Athens, Greece

PP02.

ENDOART IN CORNEAL ENDOTHELIAL DISEASE: SYSTEMATIC REVIEW AND META-ANALYSIS OF CLINICAL OUTCOMES AND COMPLICATIONS

Dr Diya Baker¹, Mr Nick Kopsachilis, Ms Lana Fu

1 NHS, Canterbury, United Kingdom

PP03.

EVALUATION OF PERIOPERATIVE ANXIETY IN CANDIDATES FOR CATARACT SURGERY

Georgia Athanasiadou, Mihalis-Panagiotis Zamanis, Nikolaos Tryfonidis, Ioanna Mylona

Department of Ophthalmology, General Hospital of Serres

PP04.

PHACOEMULSIFICATION OUTCOMES IN NONAGENARIANS

Doaa Kerwat¹, Dr Enida Hoxha¹, Dr Anish Malik¹, Dr Oluwadamilola Ogunto¹, Mr Diya Baker², Mr Nikolaos Kopsachilis², Mr Ejaz Ansari³

1 Maidstone and Tunbridge Wells NHS Trust, Maidstone, United Kingdom, 2 East Kent Hospitals NHS Trust, Ashford, United Kingdom

3 Institute of Medical Sciences, Canterbury Christ Church University, Kent, UK, Canterbury, United Kingdom

PP05.

LASER-GUIDED STRATEGY FOR OCULAR SURFACE PROTECTION: PREVENTING POST-CATARACT DRY EYE BY TARGETING EYELID TELANGIECTASIAS

Dr. Nikolaos Kappos^{1,2}, Ilias Georgalas¹, Dimitrios Papakonstantinou¹, Konstantinos Droutsas¹

1 First Department of Ophthalmology, National and Kapodistrian University of Athens, Athens, Greece


2 Department of Ophthalmology, Naval Hospital of Athens, Athens, Greece

PP06.


AN UNUSUAL PRESENTATION OF OCULAR HYPERTENSION AFTER DSEK: DIAGNOSTIC DILEMMAS AND THE CRITICAL ROLE OF PHARMACOKINETIC DRUG INTERACTIONS

Tsatsos M., Tzakri D., Ziakas N.

II University Department of Ophthalmology, Aristotle University of Thessaloniki (AUTH)



<p>EP01.</p>	<p>MANAGEMENT OF TRAUMATIC IRIS PROLAPSE AFTER UNCOMPLICATED CATARACT SURGERY Mouchtouris Thomas¹, Platari Konstantina², Karagianni Anastasia¹, Alonistiotis Dimitrios¹, Vartsakis Georgios² ¹Ophthalmology Department, Sismanogleio-Amalia Fleming General Hospital, Athens ²Private Practice</p>
<p>EP02.</p>	<p>EXPECTING THE UNEXPECTED: FROM CATARACT SURGERY TO THE NEUROSURGEON Ioannis Papaioannou¹, Epameinondas Evangelos Kantidakis², Paraskevi Drakou¹, Konstantinos Papaioannou¹ ¹Private Ophthalmologist ²General Practitioner, Venizeleion General Hospital, Heraklion</p>
<p>EP03.</p>	<p>ACUTE PUPILLARY BLOCK SECONDARY TO FIBRIN MEMBRANE FORMATION FOLLOWING EYHANCE IOL IMPLANTATION IN A DIABETIC PATIENT: SUCCESSFUL CONSERVATIVE MANAGEMENT Doctor Nurullah Coskuner¹, Doctor Fatma Sumer ¹Recep Tayyip Erdogan University, Rize, Turkey</p>
<p>EP04.</p>	<p>HABITUAL COFFEE AND TEA CONSUMPTION AND RISK OF CATARACT: A PROSPECTIVE COHORT STUDY FROM THE UK BIOBANK Keke Zhang¹, Jiao Qi¹, Xiangjia Zhu¹ ¹Eye & ENT Hospital of Fudan University, Shanghai, China</p>
<p>EP05.</p>	<p>CONSERVATIVE MANAGEMENT OF RETAINED LENS CORTEX IN ANTERIOR VITREOUS: SUCCESSFUL OUTCOME WITH TOPICAL CORTICOSTEROID THERAPY Doctor Nurullah Coskuner¹, Doctor Fatma Sumer ¹Recep Tayyip Erdogan University, Rize, Turkey</p>
<p>EP06.</p>	<p>BILATERAL RHEGMATOGENOUS RETINAL DETACHMENT FOLLOWING CATARACT SURGERY Doaa Kerwat¹, Mr Nikolaos Kopsachilis, Diya Baker² ¹Maidstone And Tunbridge Wells Nhs Trust, United Kingdom ²East Kent NHS Hospital Trusts</p>
<p>EP07.</p>	<p>WHITE CATARACT PHACOEMULSIFICATION: A CHALLENGING SURGICAL PROCEDURE S.Tsironi, P.S. Apostolidou, F. Mousiou, E. Amperiadis, G.Topalidou, M. Evangelopoulou, L. Mpotelis, N. Papanikolaou, A. Lioura General Hospital of Thessaloniki Papageorgiou, Thessaloniki, Greece</p>
<p>EP08.</p>	<p>SEVERE CORNEAL NEUROTROPHIC ULCER FOLLOWING UNCOMPLICATED CATARACT SURGERY: A CASE REPORT Elena Derdera¹, Maria Chroni¹, Dimitrios Kola¹, Palaiologos Alexopoulos², Georgios Kontadakis¹ ¹Department of Ophthalmology, Pammakaristos Hospital of Divine Providence, Athens, Greece ²Department of Ophthalmology, State University of New York (SUNY) Health Sciences University, New York, USA</p>
<p>EP09.</p>	<p>UNVEILING THE MYSTERY: STEVEN JOHNSON SYNDROME PRESENTING AS SUPERFICIAL KERATITIS Mrs Frida Zora^{1,2}, Miss Kiriaki- Maria Tzouda¹, Mr John Ioannou¹, Mr Nikolaos Liampotis¹, Mr Kosmas Pavlakis¹, Mrs Maria Staktopoulou¹ ¹Saint Panteleimon, Prefecture General Hospital Of Piraeus, Nikaia, Greece ²Naval Hospital, Athens, Greece</p>
<p>EP10.</p>	<p>POSTOPERATIVE HERPES SIMPLEX VIRUS KERATITIS AFTER CATARACT SURGERY Mouchtouris Thomas¹, Vartsakis Georgios², Legaki Anthi³, Platari Konstantina² ¹Ophthalmology Department, General Hospital Sismanogleio-Amalia Fleming, Athens ²Private Practice, Athens, ³Ophthalmology Department, General Hospital Elpis, Athens</p>
<p>EP11.</p>	<p>VIT A DEFICIENCY OCULOPATHY IN A PATIENT WITH NORMAL SERUM LEVELS OF VIT A Angelakis Malamas¹, Angeliki Chranioti¹, Athanasios Tsimpouras¹, Anastasios Kaltsidis¹, Stavrenia Koukoura² ¹Department of Ophthalmology, General Hospital of Veria, Veria, Greece ²Ophthalmica Clinic, Thessaloniki, Greece</p>
<p>EP12.</p>	<p>FROM PLACIDO TO PENTACAM MD Neofytos Maliotis¹, Chrysalena Tzelli¹, MD Elias Elia¹ ¹Limassol Ophthalmic Center, Cyprus</p>



<p>EP13.</p>	<p>TARGETING THE FEEDER VESSEL: A SIMPLE APPROACH TO HERPETIC CORNEAL NEOVASCULARIZATION Athanasios Pappas¹, Maria Pavlaki¹, Prof Sofia Androudi¹ ¹University Eye Clinic, General University Hospital of Larissa, Larissa, Greece</p>
<p>EP14.</p>	<p>CORNEAL PERFORATION DUE TO NEGLECTED OCULAR TRAUMA: DIAGNOSTIC AND THERAPEUTIC CHALLENGES Ms Efstratia Amaxilati¹, Mr Foteinos Styllas¹, Mr Panteleimon Ioannidis¹, Mr Georgios Tsiropoulos¹, Mr Dimitrios Giannoulis¹, Mr Dimitrios Mikropoulos¹ ¹First Department of Ophthalmology, AHEPA University hospital, School of Medicine, Aristotle University of Thessaloniki, Thessaloniki, Greece</p>
<p>EP15.</p>	<p>COMBINED USE OF INTRACORNEAL RING SEGMENTS AND SPECIALTY HYDROGEL CONTACT LENSES IN THE OPTICAL CORRECTION OF KERATOCONUS Lefteris Karageorgiadis¹, Nikos Vasileiou², Dr Asterios Gratsonidis³ ¹Eyeart Optical, Thessaloniki, Greece ²Eyeart Laboratories, Thessaloniki, Greece ³Private practice, Drama, Greece</p>
<p>EP16.</p>	<p>PHOTOPHOBIA MANAGEMENT THROUGH LIGHT REFOCUSING USING SCLERAL LENSES IN CASE OF CORNEAL TRAUMA AND IRIS COLOBOMA Lefteris Karageorgiadis¹, Nikos Vasileiou², Asst. Professor In Ophthalmology Argyrios Tzamalidis³ ¹Eyeart Optical, Thessaloniki, Greece ²Eyeart Laboratories, Thessaloniki, Greece ³Aristotle University of Thessaloniki- School of Medicine, 2nd Department of Ophthalmology Papageorgiou General Hospital, Thessaloniki, Greece</p>
<p>EP17.</p>	<p>SUPERFICIAL PUNCTATE KERATITIS OF THYGESON (SPKT) IN A MALE 44 YEARS OLD PATIENT. CASE REPORT MD, Phd, FEBO D. Miltsakakis¹, MD M. Philip² ¹Ophthalmological Institute of 'OMMA' ²Private office, Eye Vision, Athens</p>
<p>EP18.</p>	<p>EMERGENCY PENETRATING KERATOPLASTY IN A PERFORATED CORNEAL ULCER WITH CHOROIDAL DETACHMENT Maria-Eleni Papavasileiou¹, Chryseida Delimitrou, Panagiotis Stavrakas, Konstantinos Rallis ¹General Hospital of Athens G.Gennimatas, Greece</p>
<p>EP19.</p>	<p>COMBINATION OF CONSERVATIVE THERAPY AND CORNEAL CXL FOR THE MANAGEMENT OF PSEUDOMONAS CORNEAL ULCER WITH MELT IN A PREGNANT PATIENT Mr Vasileios Panagoulis¹, Mr Nikolaos Ktistakis¹, MD Ioanna Gardeli¹ ¹Cornea and Transplant Department, Civil Ophthalmology Clinic, G. Gennimatas Gen. Hosp. of Athens</p>
<p>EP20.</p>	<p>PERSISTENT CORNEAL EPITHELIAL DEFECT AFTER PHACOEMULSIFICATION: A CASE REPORT OF NEUROTROPHIC KERATITIS Eleni Giakoumogiannaki¹, Evaggelia Dalieraki¹, Lamprini Papaioannou¹, Georgios Dalianis¹ Ophthalmology Dpt., Konstantopouleio-Patission Gen. Hptl., Athens, Greece</p>
<p>EP21.</p>	<p>VISUAL RESTORATION AFTER A PENETRATING OCULAR INJURY Balinovits Anna-Vilelmina, Koutsoukou Aikaterini, Passa Vasilionna, Moustogianni Eirini, Koumoutsos Panagiotis General Hospital of Tripoli 'Evangelista' in Tripoli</p>
<p>EP22.</p>	<p>TOPICAL INSULIN USE IN A RESISTANT CORNEAL ULCER IN A PATIENT WITH NEUROTROPHIC KERATOPATHY: CASE REPORT Tsarouchi D., Vergados K., Smarlamaki R., Kalogera E., Kartaki A., Sigoulaki A., Konstantopoulou K., Karampelas M., Markopoulos K., Peponis V. 1st Ophthalmology Department, Ophthalmiatreio Eye Hospital of Athens, Greece</p>
<p>EP23.</p>	<p>FIRST REPORT OF TOXIC ANTERIOR SEGMENT SYNDROME IN TWO PATIENTS RECEIVING DSAEK GRAFTS FROM THE SAME DONOR Konstantina A. Togka¹, Marina Chatzea¹, Anna-Nina Dimitropoulou¹, Vasileios Tsagkogiannis¹, Lida-Panagiota Lalou¹, Dionysios Vakalopoulos¹, Marios Katsimpras¹, George D. Kymionis¹ ¹First University Department of Ophthalmology, National and Kapodistrian University of Athens, «G. Gennimatas» Hospital, Athens, Greece</p>



<p>EP24.</p>	<p>GLOBE RUPTURE IN PSEUDOPHACIC PATIENT WITH IRIS LOSS Dr Aliko Liaska, Riri V., Griva E., Stamelou S., Papantoniou D., Andrianopoulou K., Karthati A., Papantoniou A., Koutsogeorgos G., Filothodorou E. ¹Department of Ophthalmology, General Hospital of Lamia, Lamia, Greece</p>
<p>EP25.</p>	<p>FIVE AUTHORS, ONE WORK, ONE INSPIRATION: OPHTHALMOLOGY IN THE 19TH CENTURY WITH THE CONTRIBUTIONS OF ALFRED von GRAEFE, THEODOR SAEMISCH, J. HIRSCHBERG, G. KOSTOMIRIS AND THE NOTES OF A & K GAVRIILIDOU G.N. Balanikas, MD, PhD, D. Peirounidis MD, PhD, Z. Karagiannidou, MD, emeritus PROF. N. Georgiadis MD, PhD A 'Ophthalmologic Clinic Aristotle University, Thessaloniki</p>
<p>EP26.</p>	<p>A HEADLESS FRENCH-SPEAKING HANDBOOK OF EYE SURGERY OF THE 19TH-20TH CENTURY AND ITS CONTRIBUTION TO FRENCH-SPEAKING AND MORE, OPHTHALMOLOGISTS OF THE SAME PERIOD DR Georgios N. Balanikas MD, PhD, Dimitrios Pirounidis MD, PhD, Achilleas Rasoglou MD, Emeritus Prof. Vasileios Karampatakis MD, PhD, Emeritus Prof. Nikolaos Georgiadis MD, PhD A' Ophthalmologic Clinic Aristotle University, AHEPA Hospital, Thessaloniki</p>
<p>EP27.</p>	<p>ESTIMATING 513 NM FEMTOSECOND LASER ABLATION DEPTH ON PMMA INTRAOCULAR LENSES THROUGH OCT IMAGING Georgios Ninos¹, Constantinos Bacharis¹, Nikolaos Merlemis² ¹Department of Biomedical Sciences, Sector of Optics and Optometry, Laboratory of Optical Metrology, University of West Attica, CAMPUS 1 EGALIO PARK, Ag. Spyridonos str, 12243, Athens Greece, gminos@uniwa.gr; kbacharis@uniwa.gr ²Department of Surveying and Geoinformatics Engineering, University of West Attica, CAMPUS 1 EGALIO PARK, Ag. Spyridonos str, 12243, Athens Greece, merlemis@uniwa.gr</p>
<p>EP28.</p>	<p>IMPACT OF ILLUMINANCE ON DISTANCE VISUAL ACUITY IN PSEUDOPHAKIC EYES WITH MONOFOCAL VERSUS EDOF IOLS Eirini-Kanella Panagiotopoulou¹, Minas Bakirtzis¹, Eirini Vavanou¹, Christina Pateli¹, Lambros Doulos², Ioannis Fotiadis¹, Athina Mouteveli¹, Doukas Dardabounis¹, Tryfon Rotsos¹, Georgios Labiris¹ ¹Department of Ophthalmology, University Hospital of Alexandroupolis, Dragana, Alexandroupolis, Greece ²School of Applied Arts, Lighting Design, Hellenic Open University, Patras, Greece</p>
<p>EP29.</p>	<p>COMPARISON OF VISUAL PERFORMANCE BETWEEN IMAGE-GUIDED AND NON-IMAGE-GUIDED IMPLANTATION OF AN X-WAVE EXTENDED DEPTH-OF-FOCUS IOL Dr Eirini - Kanella Panagiotopoulou¹, Dr Minas Bakirtzis¹, Dr Christos Giazitzis¹, Mr Christos Panagis¹, Dr Aikaterini Giannoukaki¹, Dr Irfan Perente¹, Dr Ioannis Athanasiadis¹, Dr Aristeidis Konstantinidis¹, Prof Panagiota Ntonti¹, Prof Georgios Labiris¹ ¹Department of Ophthalmology, University Hospital of Alexandroupolis, Alexandroupolis, Greece Comparison of Visual Performance between Image-Guided and Non-Image-Guided Implantation of an X-WAVE Extended Depth-of-Focus IOL</p>
<p>EP30.</p>	<p>CRITICAL VISUAL ACUITY (CVA): A NOVEL CLINICAL PARAMETER FOR ENHANCED VISUAL CAPACITY ASSESSMENT Minas Bakirtzis¹, Eirini-Kanella Panagiotopoulou¹, Christina Mitsi¹, Christos Giazitzis¹, Panagiota Ntonti¹, Doukas Dardabounis¹, Tryfon Rotsos¹, Georgios Labiris¹ ¹Department of Ophthalmology, University Hospital Of Alexandroupolis, Alexandroupolis, Greece</p>


ACKNOWLEDGEMENTS

SPONSORS



The Organizing Committee of the 40th International Congress of the HSIOIRS
would like to thank the following companies for their contribution

SPONSORS





MiYOSMART

60%
επιβράδυνση
της εξέλιξης
της μυωπίας*

Ο έξυπνος τρόπος για τη διαχείριση της μυωπίας στα παιδιά

Οι οφθαλμικοί φακοί **MiYOSMART** είναι ειδικά σχεδιασμένοι για να επιβραδύνουν την εξέλιξη της μυωπίας με έναν ασφαλή, εύκολο, μη επεμβατικό και αποτελεσματικό τρόπο.



Για περισσότερες πληροφορίες απευθυνθείτε στον Ειδικό Οφθαλμικής Υγείας ή επισκεφθείτε το miyosmart.com.
Φροντίδα μυωπίας για παιδιά.

HOYA
FOR THE VISIONARIES

* Lam CSY, Tang WC, Tse DY, Lee RPK, Chun RKM, Hasegawa K, Qi H, Hatanaka T, To CH. Defocus Incorporated Multiple Segments (DIMS) spectacle lenses slow myopia progression: a 2-year randomised clinical trial. British Journal of Ophthalmology. Published Online First: 29 May 2019. The 2-year randomized clinical trial involved 160 children aged 8 to 13.



ΣΕΙΡΑ ΠΡΟΪΟΝΤΩΝ

HYLO® – ΥΨΗΛΗ ΠΟΙΟΤΗΤΑ ΓΙΑ ΥΓΙΗ ΟΦΘΑΛΜΙΚΗ ΕΠΙΦΑΝΕΙΑ

Η ΟΛΟΚΛΗΡΩΜΕΝΗ ΦΡΟΝΤΙΔΑ ΤΗΣ **URSAPHARM** ΓΙΑ ΤΑ ΜΑΤΙΑ



Τα προϊόντα ανήκουν στην κατηγορία των Ιατροτεχνολογικών Προϊόντων.



URSAPHARM A.E.
Ζαλόγγου 4, 15343
Αγ. Παρασκευή,
Αθήνα
Τηλ: 210 7001503
Email: info@ursapharm.gr

 **URSAPHARM**

enVista ASPIRE™



Αναβαθμίζοντας την καθημερινή όραση

Μονοεστιακός ενδοφακός που βελτιστοποιεί την ενδιάμεση όραση

Ξεπεράστε τα όρια των τυπικών μονοεστιακών φακών και προσφέρετε στους ασθενείς σας έναν ενδοφακό σχεδιασμένο για τον σύγχρονο κόσμο.



BAUSCH + LOMB™

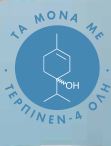


MAVROGENIS

Αναστάσιος Μαυρογένης Α.Ε. - Εξουσιοδοτημένος Αντιπρόσωπος Bausch & Lomb Surgical
Γκίωνας 1Α Τ.Κ.: 14451 Μεταμόρφωση - www.mavrogenis.com

Η πλήρης & αποτελεσματική λύση στην ΥΓΙΕΙΝΗ ΤΩΝ ΒΛΕΦΑΡΩΝ

Medical Device Class IIA



ΘΕΡΑΠΕΙΑ

Εξειδικευμένη αγωγή για βλεφαρίτιδα

Αποτελεσματική απομάκρυνση οφθαλμικών εκκρίσεων που οφείλονται σε βακτήρια & ακάρεα των βλεφάρων (Demodex)

Χρήση πριν και μετά από οφθαλμολογικές επεμβάσεις

ΣΥΝΤΗΡΗΣΗ

Καθημερινή & εντατική φροντίδα, υγιεινή των βλεφάρων

Πρόληψη για ήπια ερεθισμένα βλέφαρα

Συντήρηση μετά από εντατική θεραπεία

Χρήση πριν και μετά από οφθαλμολογικές επεμβάσεις



Το προϊόν διατίθεται στα φαρμακεία.
Διαβάστε προσεκτικά το εσώκλειστο στη συσκευασία φύλλο οδηγιών χρήσης πριν χρησιμοποιήσετε το προϊόν.



Λεωφ. Πεντέλης 34-36 152 34 Χαλάνδρι, Αθήνα
Τηλ: +30 210-6821098, e-mail: info@zwitter.gr

